*Ultra Compact Type 2+3 hard wired surge protector*

# MLPX1VG-230L-W



- Ultra compact Type 2+3 hard wired surge protectors
- Wall mounting and hard wired connection
- VG Technology
- No aging
- Bracket breakable
- Protection rating : IP67
- Disconnection signaling by indicator
- AC disconnection in case of end of life
- EN 61643-11, IEC 61643-11 and UL1449 ed.5 compliance

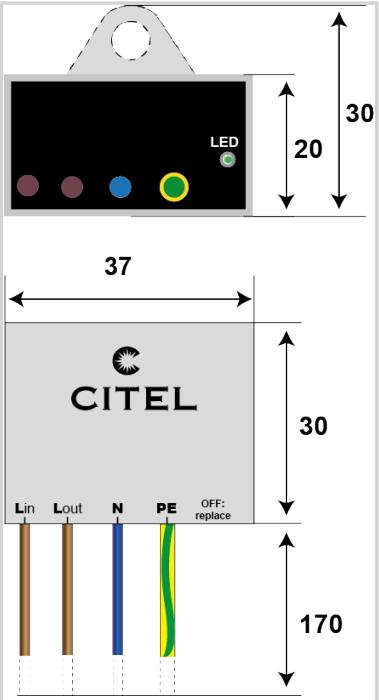


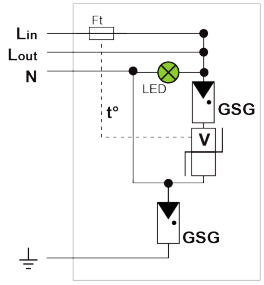


**V : Varistor**
**Ft: Thermal fuse**
**GSG: Specifique gas tube**
**LED: Status indicator**
**t°: Thermal system disconnection**

| Electrical Characteristics | | |
|---|---|---|
| SPD type | IEC | 2+3 |
| Network | | 230-277 V Single-phase |
| AC system | | TT-TN |
| Nominal line voltage | Un | 230 V |
| Max. AC operating voltage | Uc | 320 Vac |
| Max. load current @25°C | IL | 10 A |
| Temporary Over Voltage (TOV) Characteristics - 5 sec.<br>*Without disconnection* | UT | 335 Vac withstand |
| Temporary Over Voltage (TOV) Characteristics - 120 mn<br>*Without disconnection or with safety disconnection* | UT | 440 Vac withstand |
| Temporary Over Voltage N/PE (TOV HT)<br>*Without disconnection or with safety disconnection* | UT | 1200 V/300A/200 ms disconnection |
| Residual Current<br>*Leakage current to Ground* | Ipe | None |
| Nominal discharge current<br>*15 x 8/20 µs impulses* | In | 5 kA |
| Max. discharge current<br>*max. withstand @ 8/20 µs by pole* | Imax | 10 kA |
| Total Maximum discharge current<br>*max. total withstand @ 8/20 µs* | Imax Total | 20 kA |
| Withstand on Combination waveform IEC 61643-11<br>*Class III test: 1.2/50µs - 8/20µs* | Uoc | 10 kV |
| Withstand on overvoltages IEEE C62.41.1 | | 10 kV / 10 kA |
| Protection mode(s) | | Common/Differential mode |
| Protection level L/N<br>*@ In (8/20µs)* | Up L/N | 1.5 kV |
| Protection level L/PE<br>*@ In (8/20µs)* | Up L/PE | 1.5 kV |
| Admissible short-circuit current | Isccr | 10 000 A |
| **Mechanical Characteristics** | | |
| Technology | | VG Technology (MOV+GSG) |
| Connection to Network | | By wires: 1.5mm² (L/N) and 2.5mm² (PE) |
| Mounting | | Wall or plate |
| Housing material | | Thermoplastic UL94 V-0 |
| Operating temperature | Tu | -40/+85°C |
| Protection rating | | IP67 |
| Failsafe mode | | Disconnection and AC line cut-off |
| Disconnection indicator | | LED green OFF and AC network cut-off |
| Operating indicator | | Green Led ON |
| Remote signaling of disconnection | | No |
| Dimensions | | See diagram |
| **Disconnectors** | | |
| Thermal disconnector | | Internal |
| Installation ground fault breaker | | Type 'S' or delayed |
| **Standards** | | |
| Standards compliance | | IEC 61643-11 / EN 61643-11 / UL1449 ed.5 |
| Certification | | |
| **Part number** | | |
| **711294** | | |