Type 2 AC surge protector - 3-phase+N

DAC40CS-31-275



- Compact, multipole type 2
- Conductivity per pole: In= 20 kA; Imax= 40 kA
- Protection modes - common and/or differential
- Safe disconnect device
- Transverse / longitudinal voltage protection
- Energetically coordinated
- Pluggable protection module
- Remote signalling
- Conforms to IEC 61643-11 / EN 61643-11 and UL1449 ed.5

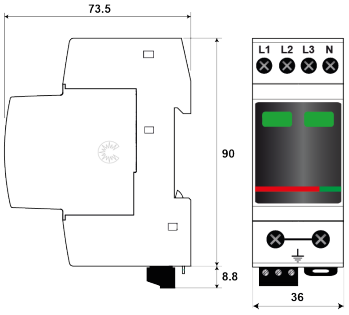

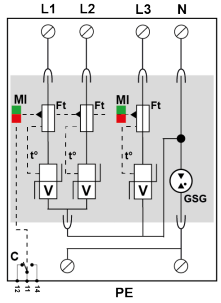

V: High-energy varistor
GSG: Specific gas tube
Ft: Thermal fuse
C: Remote signaling contact
t°: Thermal disconnection system
MI: Disconnection indicator

Electrical Characteristics		
SPD type	IEC	2
Network		230/400V
AC system		TT-TNS
Max. AC operating voltage	Uc	275 Vac
Temporary Over Voltage (TOV) Characteristics - 5 sec. *Without disconnection*	UT	335 Vac withstand
Temporary Over Voltage (TOV) Characteristics - 120 mn *Without disconnection or with safety disconnection*	UT	440 Vac disconnection
Temporary Over Voltage N/PE (TOV HT) *Without disconnection or with safety disconnection*	UT	1200 V/300A/200 ms withstand
Residual Current *Leakage current to Ground*	Ipe	None
Follow current	If	None
Nominal discharge current *15 x 8/20 µs impulses*	In	20 kA
Max. discharge current *max. withstand @ 8/20 µs by pole*	Imax	40 kA
Total Maximum discharge current *max. total withstand @ 8/20 µs*	Imax Total	40 kA
Protection mode(s)		L/PE and N/PE
Protection level L/N *@ In (8/20µs)*	Up L/N	1.25 kV
Protection level N/PE *@ In (8/20µs)*	Up N/PE	1.5 kV
Admissible short-circuit current	Isccr	10 000 A
Mechanical Characteristics		
Technology		MOV+GDT
SPD configuration		3-phase+Neutral
Connection to Network		By screw terminals: L/N = 1.5-10mm² (16mm² rigid) or PE = 2.5-25mm² (35mm² rigid)
Format		Plug-in modular box
Mounting		Symmetrical rail 35 mm (EN 60715)
Housing material		Thermoplastic UL94 V-0
Operating temperature	Tu	-40/+85°C
Protection rating		IP20
Failsafe mode		Disconnection from AC network
Disconnection indicator		2 mechanical indicators - Red/Green
Spare module(s)		MDAC40C-31-275
Remote signaling of disconnection		Output on changeover contact
Wiring for remote signaling		1.5 mm² max.
Max. Voltage/Current for remote signaling		250 V / 0.5 A (AC) / 30 V / 3 A (DC)
Dimensions		See diagram - 2TE (EN43880)
Disconnectors		
Thermal disconnector		Internal
Installation ground fault breaker		Type 'S' or delayed
Back-up protection device		50 A min. - 125 A max. - Fuses Type gG
Standards		
Standards compliance		IEC 61643-11 / EN 61643-11 / UL1449 ed.5
Certification		KEMA
Part number		
821520222		