Type 1+2+3 AC surge protector - 3-phase

DACN1-25VGS-30-760



- Type 1 + 2+3 AC surge protector
- VG Technology
- In: 35 kA
- Iimp: 25 kA on 10/350µs impulse
- No leakage current
- Unpluggable module for each phase
- Remote signaling
- Optimized to TOV
- EN 61643-11, IEC 61643-11 certified

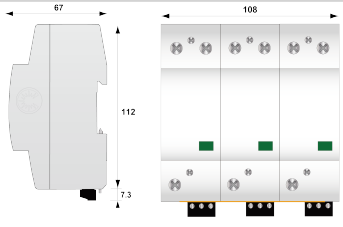

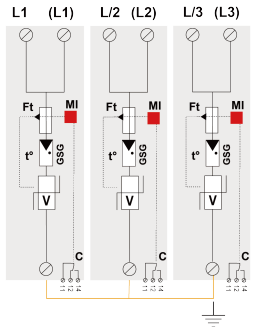

V: High-energy varistor
GSG: Specific gas tube
Ft: Thermal fuse
C: Remote signaling contact
t°: Thermal disconnection system
MI: Disconnection indicator

Electrical Characteristics		
SPD type	IEC	1+2+3
Network		Up to 690 Vac single-phase
AC system		TNC
Max. AC operating voltage	Uc	760 Vac
Max. Repetitive voltage peak withstand	Upeak	1600 Vac
Max. load current @25°C	IL	100 A
Temporary Over Voltage (TOV) Characteristics - 5 sec. *Without disconnection*	UT	1000 Vac withstand
Temporary Over Voltage (TOV) Characteristics - 120 mn *Without disconnection or with safety disconnection*	UT	1325 Vac disconnection
Residual Current *Leakage current to Ground*	Ipe	None
Follow current	If	None
Nominal discharge current *15 x 8/20 µs impulses*	In	35 kA
Max. discharge current *max. withstand @ 8/20 µs by pole*	Imax	70 kA
Impulse current by pole *max. withstand 10/350µs by pole*	Iimp	25 kA
Total lightning current *max. total withstand @ 10/350µs*	Itotal	75 kA
Withstand on Combination waveform IEC 61643-11 *Class III test: 1.2/50µs - 8/20µs*	Uoc	6 kV
Specific energy by pole *max. withstand 10/350 µs*	W/R	156 kJ/ohm
Protection mode(s)		L/PE
Protection level *@ In (8/20µs) and @ 6 kV (1,2/50 µs)*	Up	2.5 kV
Protection level L/PE *@ In (8/20µs)*	Up L/PE	2.5 kV
Residual voltage L/PE at 5 kA *@ 5 kA (8/20µs)*	Up-5kA	1.6 kV
Admissible short-circuit current	Isccr	50 000 A
Mechanical Characteristics		
Technology		VG Technology (MOV+GSG)
SPD configuration		3-phase
Connection to Network		By screw terminals: 2.5-25mm² (35mm² rigid)
Format		1-pole modular box assembled
Mounting		Symmetrical rail 35 mm (EN 60715)
Housing material		Thermoplastic UL94 V-0
Operating temperature	Tu	-40/+85°C
Protection rating		IP20
Failsafe mode		Disconnection from AC network
Disconnection indicator		1 mechanical indicator by pole - Red/Green
Remote signaling of disconnection		Output on changeover contact
Wiring for remote signaling		1.5 mm² max.
Max. Voltage/Current for remote signaling		250 V / 0.5 A (AC) / 30 V / 3 A (DC)
Dimensions		See diagram - 6TE (EN43880)
Disconnectors		
Thermal disconnector		Internal
Installation ground fault breaker		Type 'S' or delayed
Back-up protection device		Fuse assembly: SFD1-25S-30 / or Fuses Type gG 315 A
Standards		
Standards compliance		EN 61643-11 / IEC 61643-11
Certification		TUV
Part number		
29223012		