1-pair Data surge protector unit

B180-T



- Compact 1-pair surge protection unit
- For telephone lines
- Removable protection circuit
- Wall mounting and screw connection
- UL497 A&B

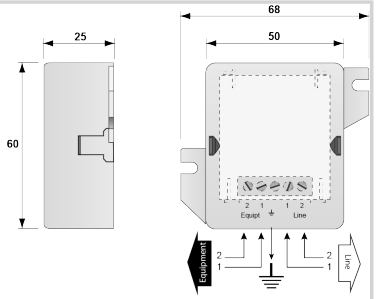

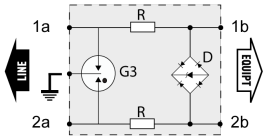

P: 3-electrode gas tube
R: Resistor
D: Clamping diode

Electrical Characteristics		
Network		RTC, ADSL, SDSL, SHDSL
Nominal line voltage	Un	150 Vdc
Max. DC operating voltage	Uc	170 Vdc
Max. frequency	f max.	> 10 MHz
Insertion loss		< 1 dB
Max. discharge current *max. withstand @ 8/20 µs by pole*	Imax	20 kA
Nominal Discharge Current *C2 (1.2/50us / 8/20µs), 10 applications, X-X (Line/Line)*	In	5 kA
Protection Level *C3 (10/1000µs), 300 applications@10 A, Y-Y (Line/Line)*	Up	220 V
Impulse current *2 x 10/350µs Test - D1 Category*	Iimp	2.5 kA
Max. Load current	IL	300 mA
Line resistance		< 4.7 Ohm
Mechanical Characteristics		
Technology		GDT + R + Diode
SPD configuration		1 pair
Connection to Network		By screw terminal: cross section 0.4-1.5mm²
Format		Wall mounting box
Mounting		Wall mounting by screws (not supplied)
Housing material		Thermoplastic UL94 V-0
Operating temperature	Tu	-40/+85°C
Protection rating		IP20
Failsafe mode		Short-circuit - transmision cut-off - fault mode 2
Spare module(s)		S180-T
Dimensions		See diagram
Standards		
Standards compliance		IEC 61643-21 / EN 61643-21 / UL497B
Certification		UL listed
Environmental standards		EU RoHS
Part number		
510602		